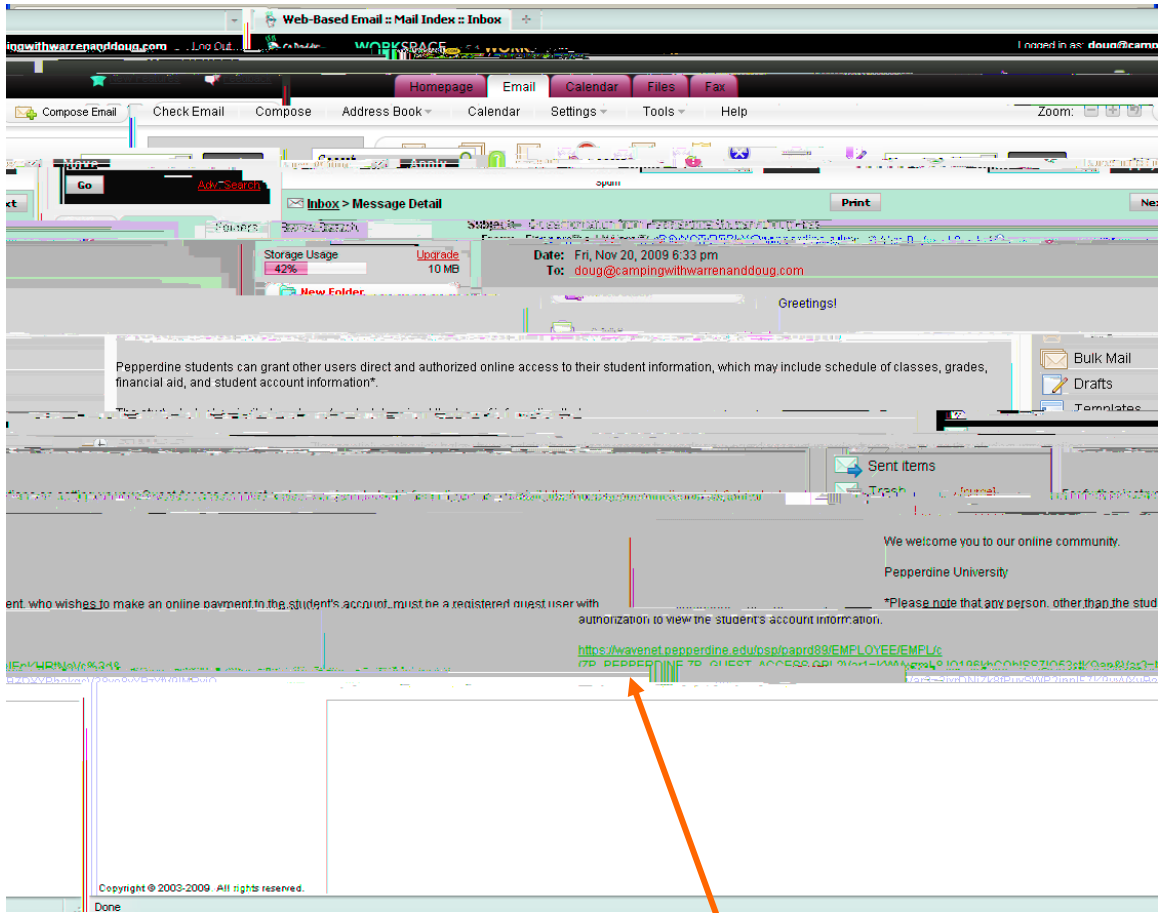



Using Guest Access



1. Click on the super long link at the bottom of the invitation email.



2. Fill out the fields marked with an asterisk and click Submit. You should see the screen below if you did everything correctly. Click the Continue button to proceed to your student's information.

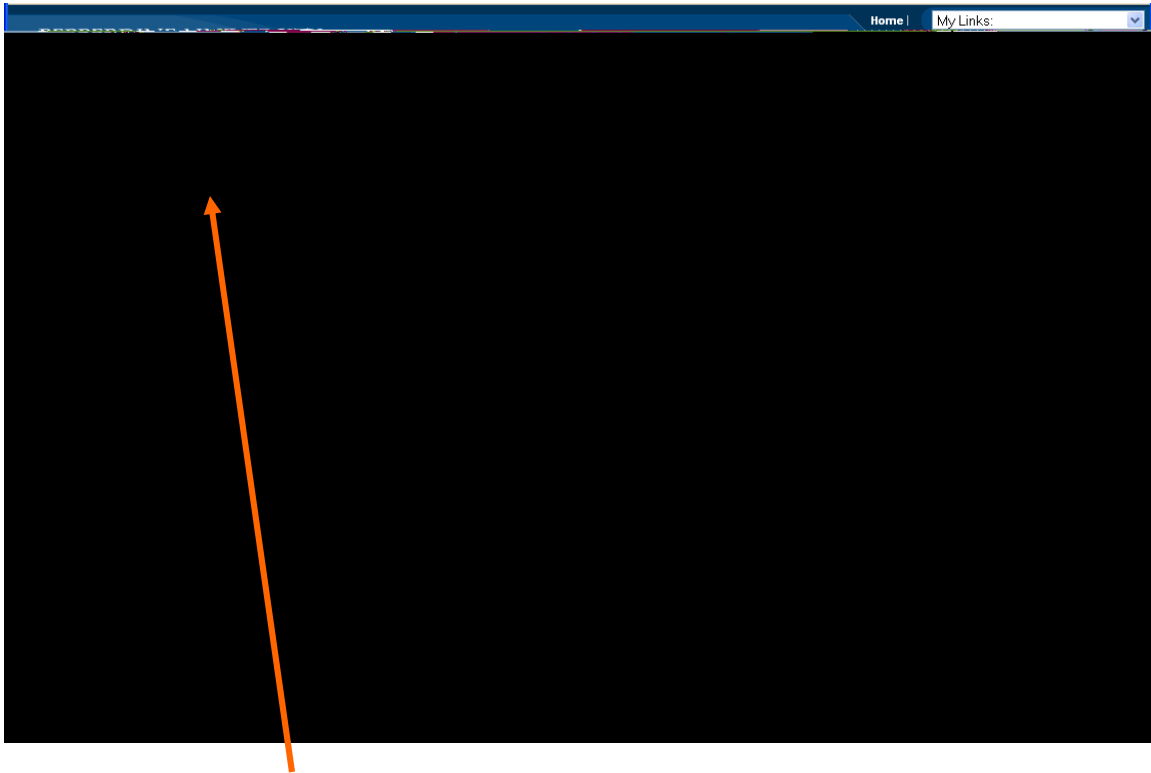


→ mail to doug@campingwithwarrenanddoug.com with your username, link to WaveNet.
 e button below to automatically log in to WaveNet. In the future, you will be able to using the information we have sent to your email address.
 WaveNet, please click on "Guest Access Center" in the Pepperdine Menu to formation.

We have sent an password, and a Please click on the access WaveNet Once you are in WaveNet student in

[Continue](#)

On subsequent visits you can log in to WaveNet using the credentials that were emailed to you after completing the registration process above. From any Pepperdine website, click on the WaveNet button at the top of the screen and log in. You should then see something like this.



Click on the Guest Access Center link in the menu on the left and you will see the information that your student has given you access to view.